

1/ Cut out the square

2/ Fold the square in half to make a crease. Open and fold again along other crease line.

3/ Fold again to crease diagonally

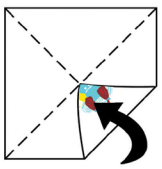

4/ Turn over and fold up the four corners to meet in the middle

5/ It should look like this

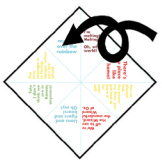

6/ Turn it over

7/ Fold in the corners to meet in the middle

8/ It should look like this

9/ Fold it in half

10/ Place your thumbs and index fingers under the 4 characters and work it into this shape, bringing the points together

Watch a how to make video
@screenargyll.co.uk
Use this QR code or visit
screenargyll.co.uk/magical-musicals

Screening as part of BFI Musicals! The Greatest Show on Screen
A UK-wide film season supported by National Lottery, BFI Film Audience Network and ICO. #bfimusicals bfimusicals.co.uk